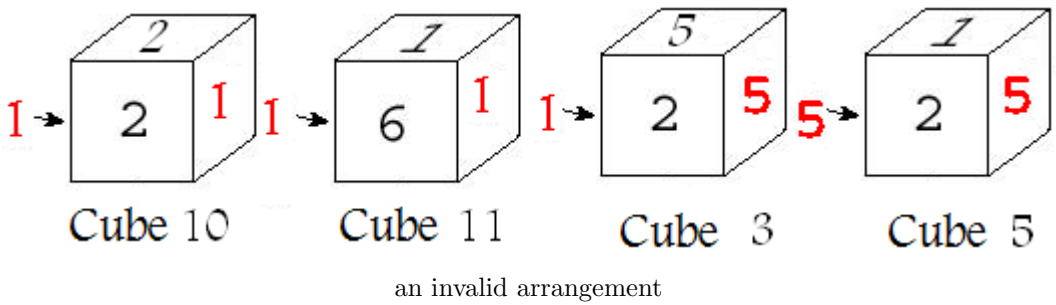
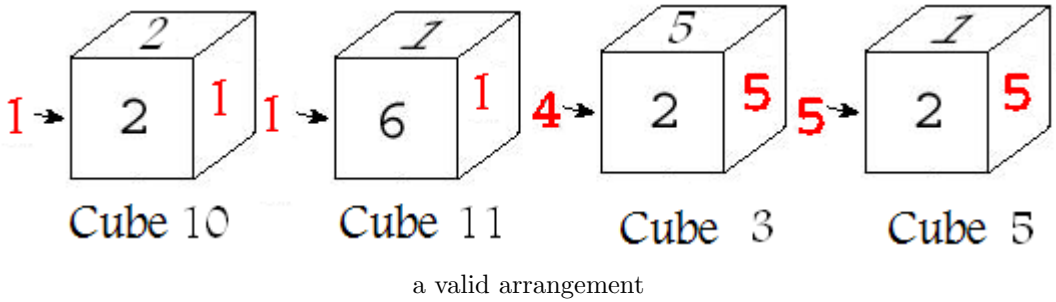
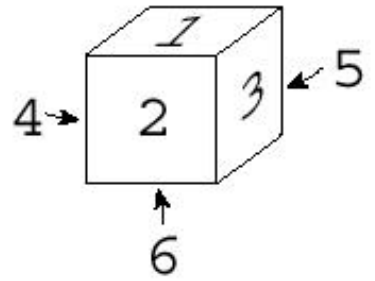


Pezz likes to chew sugar cubes so much! Since he is fasting today, he wants to play with his  $N$  sugar cubes instead of eating them! He assigned indices  $1, 2, \dots, N$  to his cubes and also, he has written a random number between 1 and 6 (inclusive) on each side of these  $N$  sugar cubes. Now, he wants to arrange the sugar cubes in a row from left to right according to the following rules: Let the sugar cubes in an arrangement be  $s_1, s_2, \dots, s_k$ , where  $1 \leq k \leq N$ . By  $s_i.left$  and  $s_i.right$  we mean the number on the left side and the number of the right side of sugar cube  $s_i$  respectively. The arrangement must have this property:  $s_1.left \leq s_1.right \leq s_2.left \leq s_2.right \leq \dots \leq s_k.left \leq s_k.right$ . In addition, all the cubes having number  $x$  in the arrangement (i.e.  $x$  is on the left side or right side of them in the arrangement) should come in increasing sequence of their indices. For clarification, see figures below.



Now Pezz is curious about knowing how many arrangements with the above rules exist. Note that two arrangements are different if their sequences of indices from left to right are distinct or the sequences of numbers on the left side and right side of cubes in the arrangements from left to right, i.e.  $s_1.left, s_1.right, s_2.left, s_2.right, \dots, s_k.left, s_k.right$ , are distinct.



### Input

The input starts with a single integer  $T$  showing the number of test cases. Each test case starts with a line containing an integer  $0 < N \leq 200$ . Next, there will be  $N$  lines of exactly 6 integers denoting the written number on each side of a sugar cube respectively (number  $i$  in figure above shows the place of  $i$ -th number).

Number of each side in a given lump.

There will one blank line after each test case.

### Output

For each test case, output a line containing the number of different ways that Pezz can arrange sugar cubes modulo 1000000000 in a row, using the above rules.

### Sample Input

```
3
1
1 2 3 4 5 6
1
1 1 1 1 1 1
5
1 1 1 1 1 1
1 1 1 1 1 1
1 1 1 1 1 1
1 1 1 1 1 1
1 1 1 1 1 1
```

### Sample Output

```
3
1
31
```